

Dati dimensionali Dimensional features

Volume imballo Packaging Volume	220 x 80 x h180 cm 3,2 m³
------------------------------------	---------------------------------

Peso netto Net weight	540 kg
--------------------------	--------

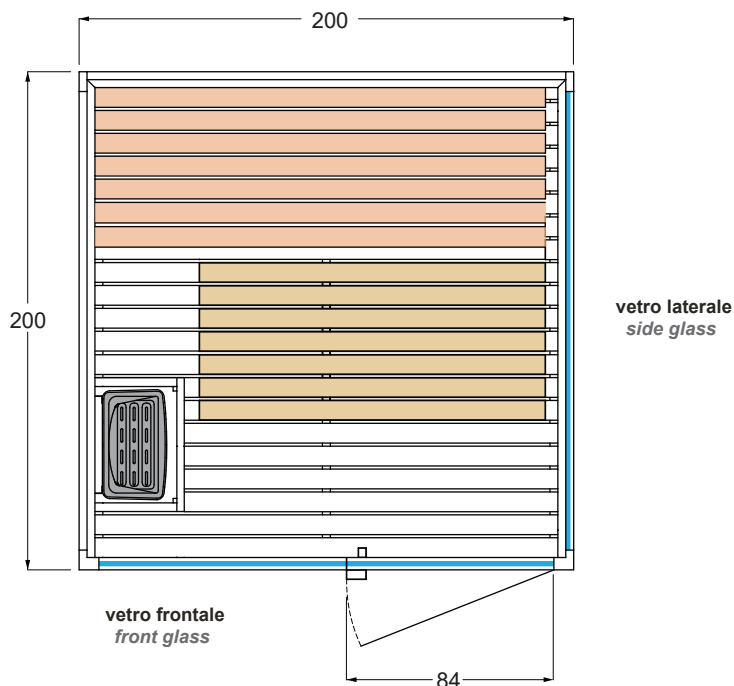
Caratteristiche elettriche Electrical features

Voltaggio Voltage	220/380 volt
----------------------	-----------------

Frequenza Frequency	50/60 Hz
------------------------	----------

Assorbimento stufa Stove absorption	6 Kw
---	------

Disegno tecnico / Technical drawing



Versione sinistra.

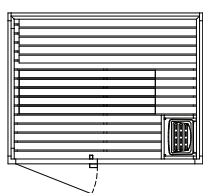
La versione destra è speculare.

Left side version.

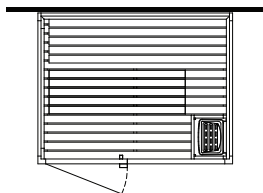
For the right version,
reverse the drawing.



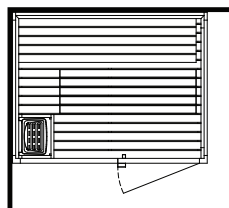
Installazioni disponibili / Installations allowed



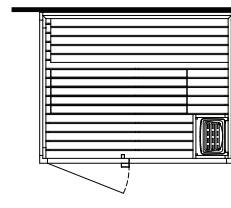
CENTROSTANZA



A PARETE

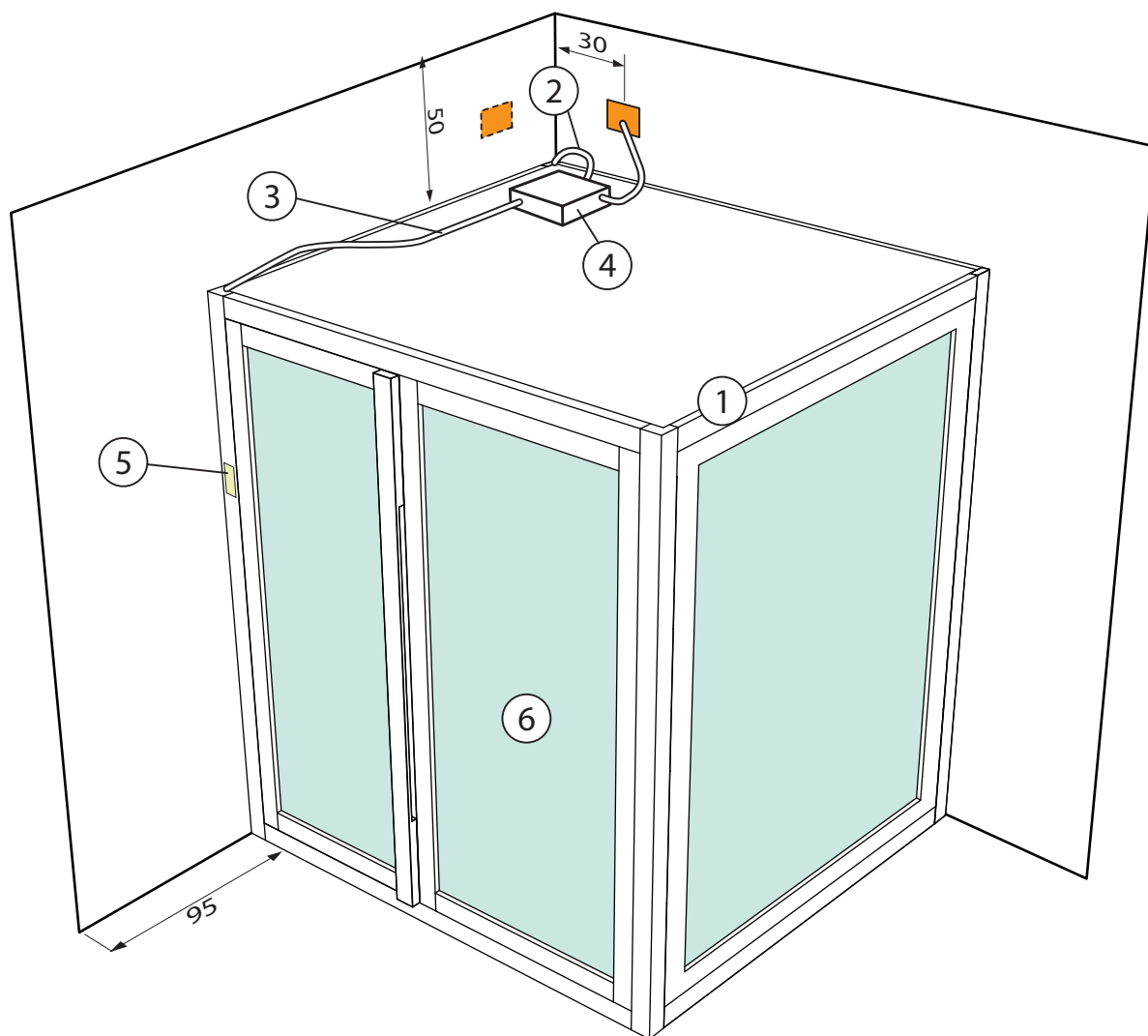


1 (sx)



7 (dx)

Installazione idraulica - Installazione elettrica / Hydraulic installation - Electrical installation



ITALIANO

Versione sinistra.

La versione destra è speculare.

Dimensioni di ingombro in centimetri.

- 1 - Cabina Sauna
- 2 - Cablaggio LED strip
- 3 - Cablaggio Pannello Touch
- 4 - Scatola derivazione
- 5 - Pannello Controllo Touch
- 6 - Porta

■ = Aree disponibili per gli allacciamenti.

ENGLISH

Left side version.

For the right side version, reverse the drawing.

Overall dimension in centimetres.

- 1 - Cabin Sauna
- 2 - Wiring LED strip
- 3 - Touch Panel Wiring
- 4 - Power Box
- 5 - Touch Control Panel
- 6 - Door

■ = Area for positioning of the outlets.